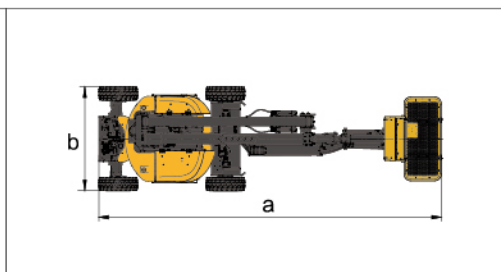
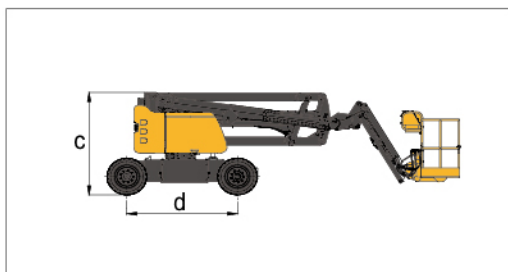
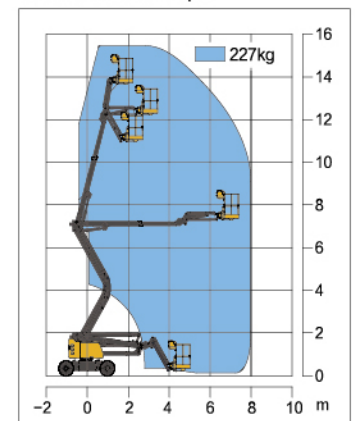


**Parameter**

Item	Unit	XGA16AC
<b>Dimension</b>		
a.Overall length(stowed)	mm	6600
Overall length(transportation)	mm	5170
b.Overall width	mm	1750
c.Overall height	mm	2000
Platform dimension	mm	1400 × 700 × 1150
d.Wheelbase	mm	2010
Max. working height	mm	15800
Max. platform height	mm	13800
Max. working range	mm	8200
<b>Performance</b>		
Max.load capacity	kg	227
Travel speed(stowed)	km/h	5.2
Travel speed(elevated/extended)	km/h	0.6
Primary boom luffing range	°	0~60
Telescopic boom luffing range	°	-8~75
Jib luffing range	°	-60~80
Turntable rotation angle	°	355
Tailswing	mm	0
Platform rotation angle	°	160
Min.turning radius(outside)	mm	≤3300
Min.turning radius(inside)	mm	≤1100
Total weight	kg	6900
Max.gradeability(counterweight upwards)	%	30
Max.gradeability(counterweight downwards)	%	20
<b>Power source</b>		
Battery	Ah/V	420 / 48 DC
Power unit	Kw/V	4 / 48 DC
Auxiliary power unit	Kw/V	2.2 / 24 DC
Travel motor	Kw/V	3.3 / 32 AC
Drive	/	Two-wheel drive

**Options**

Tool tray / Working light


**Work Curve Graph**

**Global service hotline: 400 110 9999**
